

Software Update (MP6)

This document contains instructions for updating the system software of the Kawai MP6 stage piano. Please read these instructions thoroughly before attempting to perform the software update.



This software update will reset all settings, SOUNDS, and SETUPS back to the original factory default settings. Users are therefore encouraged to backup any important settings, SOUNDS, SETUPS, etc. before proceeding.

■ Checking the software version

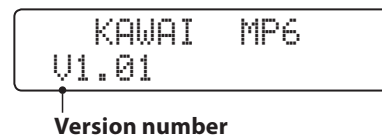
To check the current software version installed on the MP6, press and hold the STORE button, then turn the instrument on.

The current software version will be shown on the first line of the LCD display.

If the Program version number is greater than or equal to the update version, no further action is necessary.

* Turn the instrument off and on to return to normal operation.

If the Program version number is lower than the update version, please continue to follow the instructions below.



1. Prepare the USB memory device

Copy the MP06_040.SYS and MP06_230.SYS update file to the root folder of a USB memory device.

* The USB device should be formatted to the 'FAT' or 'FAT32' filesystem.



2. Connect the USB memory device

While the instrument is turned off:

Connect the prepared USB memory device to the USB port.

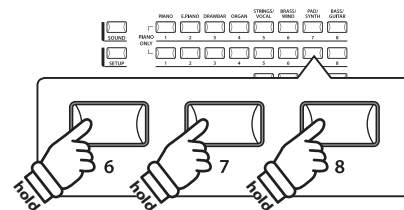


3. Start the update

Press and hold buttons 6, 7, and 8 on the middle line of sound select buttons, then turn on the instrument.

The update process will start automatically after a few seconds, with status messages shown in the LCD display.

* Do not remove the USB memory device while the software update is in progress.

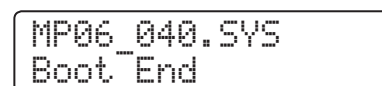


4. Finish the update, disconnect the USB memory device

After approximately 30 seconds, a message will be shown in the LCD display, indicating that the software update has been successful.

Disconnect the USB memory device, then turn the instrument off and on. The updated software will be used automatically.

* If the software update is unsuccessful, restart the process from step 1.



Software Update (MP6)

■ MP6 system software changelog

V1.10 (October 2011)

SOUND

- Fixed: Strange sound (metallic, overdriven, monaural) was produced after power on in some cases.
- Fixed: Pressing/releasing Sostenuto pedal could truncate String Resonance sound.
- Improved: Touch curve for acoustic piano and electric piano sounds.
- Improved: Responsiveness of keyboard when a Tonewheel simulator sound is used exclusively (i.e. no other sounds).
- Improved: Added Hold pedal function for Tonewheel simulator sounds.
- Improved: Added Fine Tune parameter for Tonewheel simulator sounds.
- Improved: Added Zone Transpose parameter for Tonewheel simulator sounds.
- Improved: Added Velocity Switch parameter for Tonewheel simulator sounds.
- Improved: Added ability to adjust Tonewheel simulator drawbars using Zone faders.
Zone1 fader controls the selected drawbar (shown by a cursor), Zone2 fader controls the following 3 drawbars.

SETUP

- Improved: Metronome settings are now stored to POWERON/SETUP.
- Improved: Damper setting for organ sounds (drawbar, church) set to Hold (not Sustain).

MIDI

- Fixed: String/Damper resonance did not work with Receive Mode=Multi and RcvCh=Zone1~4 in some cases.
- Fixed: Tonewheel simulator received Program Change when Receive Mode=Multi and RcvCh=On, causing strange sounds.
- Fixed: Channel 10 was not reserved for drums when Receive Mode=Multi.

DISPLAY

- Fixed: Some display/operation bugs.
- Improved: Transpose screen is held for a few more seconds.

MENU

- Fixed: Voicing parameter.
- Fixed: FSW parameter when FootSWCC#=SW.
- Improved Added AFT (for external section) to Modulation wheel, EXP, or assignable knobs.
- Improved Added Rotary Slow/Fast to Modulation wheel or FSW.
- Improved Added AMP simulator On/Off to Modulation wheel, FSW, or EXP.
- Improved: SOUND mode's panel settings return to POWERON state after edited settings are stored to SETUP.
- Improved: Added ability to press and hold either MENU button to cycle through pages.

SYSTEM

- Fixed: Receive mode changed each zone's INT/EXT panel setting.
- Fixed: Program Change Mode was not memorised automatically
- Fixed: User Temperament did not adjust the pitch of note 'A'.
- Fixed: RESET ALL function did not erase the recorder data.
- Improved: Added 'Omni On' option to Receive Mode.
- Improved: Added 'Plybck' option (Start/Stop recorder) to FootSW Mode.
- Improved: Added 'Metro.' option (Start/Stop metronome) to FootSW Mode.
- Improved: Added ability to reset values by pressing both VALUE buttons simultaneously.

USB

- Fixed: Pitch bend events were omitted when saving a song.
- Fixed: Drum track conversion could fail after repeated load/save operations.
- Improved: Added 'One Sound' function to LOAD/SAVE/RENAME/DELETE menus.
- Improved: Added 'One Setup' function to LOAD/SAVE/RENAME/DELETE menus.
- Improved: File lister operation unified with the Recorder menu operation.

Software Update (MP6)

RECORDER

- Fixed: A-B repeat function did not work when attempting to repeat from start to end of song.
- Fixed: Damper pedal and pitch bend events were not recorded correctly.
- Fixed: Drum rhythm KIT number was not be memorised when recording a drum part.
- Fixed: Overwriting a recorder part with a Tonewheel simulator sound would not erase the old part correctly.
- Fixed: Sostenuto pedal events were not recorded correctly in some cases.
- Fixed: Modulation wheel events recorded even when Modulation = Off in Menu.
- Fixed: Metronome did not stop counting when Recorder was in standby mode.
- Fixed: Play button LED did not turn off after the erase operation had performed.
- Fixed: All Song Erase function did not clear Song #10.
- Improved: Added 'Song Transpose' and 'Song Memory' to Recorder menu.
- Improved: Added SMF player (play SMF songs directly from USB, without loading into recorder memory)
- Improved: Added 'Song Volume', 'Song Transpose', and 'Minus One Part' to SMF player menu.
- Improved: File lister operation unified with the USB menu operation.

MISC

- Improved: Exit button operation in some modes.

V1.01 (October 2010)

First production version.